

ACTUATORS








Actuator code reading

0	0	1		/	0	0	0	1	-	4	V
---	---	---	--	---	---	---	---	---	---	---	---



























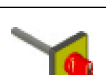















Actuator

Wording









Switch disconnectors / actuators matrix

							
Type	R	R	B	B	X	K	D - L1N
Mounting	panel	panel	base	base	panel	base	base
Poles	2 / 3	6 3 + 3 *	2 / 3	6 3 + 3 *	2 / 3	2 / 3	-

ACTUATOR































48x48 Grey/Black								-	-
screw Ø 22	001/... -	001/... -	001/... -	020/... 095/...	020/... 095/...	020/... 095/...	- 079X/...	- -	- -
48x48 Yellow/Red								-	-
screw Ø 22	002/... -	002/... -	002/... -	030/... 070/...	030/... 070/...	030/... 070/...	- 080X/...	- -	- -
48x48 Grey/Black padlock								-	-
screw Ø 22	003/... -	003/... -	003/... -	005/... 077/...	005/... 077/...	005/... 077/...	- 087X/...	- -	- -
48x48 Yellow/Red padlock								-	-
screw Ø 22	004/... -	004/... -	004/... -	006/... 069/...	006/... 069/...	006/... 069/...	- 088X/...	- -	- -
67x67 Grey/Black padlock			-						-
screw Ø 22	009/... -	009/... -	-	011/... 063/...	011/... 063/...	011/... -	- 089X/...	091/... -	- -
67x67 Yellow/Red padlock			-						-
screw Ø 22	010/... -	010/... -	-	012/... 064/...	012/... 064/...	012/... -	- 090X/...	092/... -	- -

WORDING

								-
...0001-4V	...0001-4V	...0008-4V	...0001	...0001	...0008-90	...0001	...0001	-

* Changeover

ACCESSORIES

		Panel mounting	Base mounting
Additional poles			
Additional pole NO		 SQ025AFPR SQ032AFPR	 SQ025AFPB SQ032AFPB
4th pole (early make contact)		 SQ025ANIR SQ032ANIR	 SQ025ANIB SQ032ANIB
Neutral terminal		 SQ025ANPR SQ032ANPR	 SQ025ANPB SQ032ANPB
Ground terminal		 SQ025APER SQ032APER	 SQ025APEB SQ032APEB
Auxiliary contacts			
Auxiliary contact 1 NC		 SQ010AS1R	 SQ010AS1B 
Auxiliary contact 1 NO		 SQ010AS2R	 SQ010AS2B
Terminal protections			
Terminal protection for 3 poles		 20900024	 20900023
Terminal protection for 1 pole		 20900025	 20900025
Tools			
Fixing device		 PCF	 PCF
Shaft extension 5x5	L = 185 mm L = 300 mm	- -	 20401089 (*) 20401164 (*)
Enclosures			
Thermoplastic enclosure	max 4 poles	 BF3/FNG0	-
Thermoplastic enclosure	max 6 poles	-	 BF4/DNG0
Metal enclosure	max 4 poles	 BNA/ONGA	 BNA/ONGA

(*) SQ025...B and SQ032...B only.