


LR 101L AP25 5

Remote Sensors

Remote Photoelectric Systems

Compatible Transmitter:

LT 101L AP25 5



| Product Data | |
|------------------|------------------|
| Function | Receiver |
| Connection | 5 m cable |
| Sensing Range | Up to 11 m |
| Indicators | Yes |
| Optical Angle | +/- 6° (opening) |
| Housing Material | Plastic |
| Housing | Ø10 |

| Technical Data | |
|----------------------------------|--------------------------|
| Photo Transistor | Silicon NPN |
| Power On Indicator | Green LED |
| Housing Material, Front Lens | Polycarbonate |
| Housing Material, Sensor Housing | Polycarbonate |
| Cable | 2 x 0,25 mm ² |
| Cable Sleeve | PVC Ø 4,0 mm |
| Min. Cable Bending Radius | 45 mm |

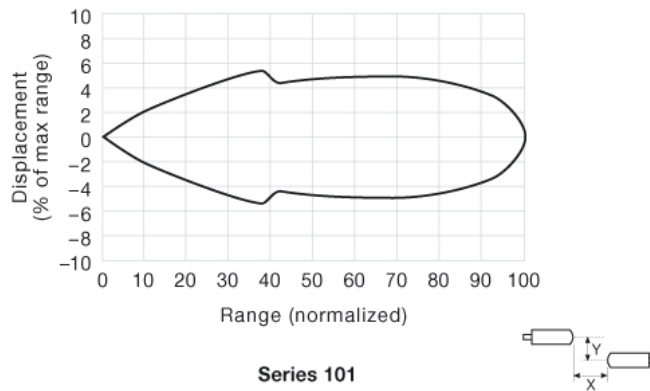
| Environmental Data | |
|-----------------------|--------------------|
| Vibration | 10 – 55 Hz, 0,5 mm |
| Shock | 30 g |
| Operation Temperature | - 25 to +65 °C |
| Storage Temperature | - 40 to +80 °C |
| Sealing Class | IP 67 |
| Light Immunity 20° | > 50 000 lux |

| Approvals |
|-----------|
| |

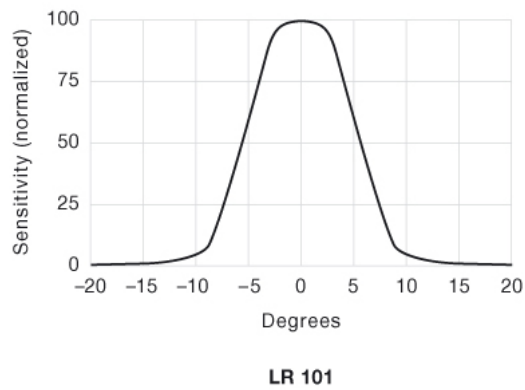
Wiring Diagram



Parallel Displacement



Angular Displacement



Dimensions

