DATASHEET

T4VH 336-11Z-M20-1058

- 1 Cable entry M 20 x 1.5
- Also available with large rubber roller
- Lever angle adjustable in 10° steps
- Design to EN 50041
- Thermoplastic enclosure
- suitable for elevators
- Double-insulated
- Good resistance to oil and petroleum spirit
- Wide range of alternative actuators
- Actuator heads can be repositioned by 4 x 90°

Data

Approvals - Standards

Certificates	cULus CCC

General data

Housing construction form	Norm construction design
Actuator type to EN 50041	A
Enclosure material	Plastic, glass-fibre-reinforced
Lever material	Metal film
Gross weight	236 g

General data - Features

Suitable for elevators	Yes
Safety functions	Yes
Number of auxiliary contacts	1
Number of safety contacts	1

Safety classification

Standards	BG-GS-ET-15 EN ISO 13849-1 EN IEC 60947-5-1
Mission time	20 Year(s)

Safety classification - Safety outputs

B_{10D} Normally-closed contact (NC)	20,000,000 Operations

Mechanical data

Actuating element	Roller lever
Roller material	rubber
Mechanical life, minimum	30,000,000 Operations
Actuating speed, maximum	2.5 m/s
Note (Actuating speed)	Actuating speed with actuating angle 30° to switch axis
Note (Switchover time)	Switchover time in accordance with actuating speed
Actuating torque, minimum	0.3 Nm

Mechanical data - Connection technique

Termination	Screw terminals M20 x 1.5
Cable section, minimum	0.75 mm²
Cable section, maximum	2.5 mm²
Note (Cable section)	All indications including the conductor ferrules.

Mechanical data - Dimensions

Length of sensor	38 mm
Width of sensor	40.5 mm
Height of sensor	144.5 mm

Ambient conditions

Degree of protection	IP65 IP67
Ambient temperature	-30 ... +80 °C

Ambient conditions - Insulation values

Rated insulation voltage U_i	500 V
Rated impulse withstand voltage U_{imp}	6 kV

Electrical data

Thermal test current	10 A
Required rated short-circuit current	1,000 A
Utilisation category AC-15	230 VAC
Utilisation category AC-15	4 A
Utilisation category DC-13	24 VDC
Utilisation category DC-13	4 A
Switching element	NO contact, NC contact
Switching principle	Slow action
Bounce duration, maximum	2 ms
Switching frequency	5,000 /h
Material of the contacts, electrical	Silver

Pictures

Product picture (catalogue individual photo)

ID: k336hf04
| 989.0 kB | .jpg | 352.778 x 756.356 mm - 1000 x 2144 px - 72 dpi
| 100.3 kB | .png | 74.083 x 158.75 mm - 210 x 450 px - 72 dpi

Dimensional drawing basic component

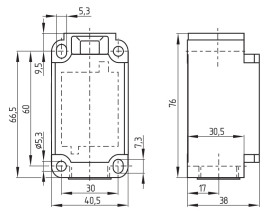

ID: 1-336g01
| 51.4 kB | .cdr |
| 4.1 kB | .png | 74.083 x 51.506 mm - 210 x 146 px - 72 dpi
| 107.0 kB | .jpg | 352.778 x 245.181 mm - 1000 x 695 px - 72 dpi

Dimensional drawing actuator

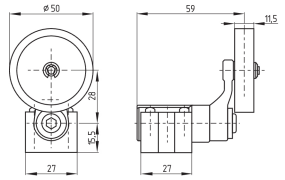

ID: 1h336g07
| 25.7 kB | .cdr |
| 4.4 kB | .png | 74.083 x 51.858 mm - 210 x 147 px - 72 dpi
| 97.4 kB | .jpg | 352.778 x 247.297 mm - 1000 x 701 px - 72 dpi

Dimensional drawing actuator

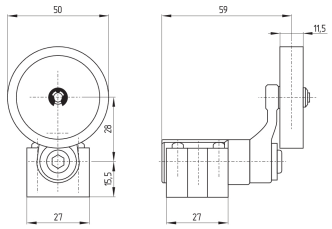

ID: kh336g07
| 23.7 kB | .cdr |
| 4.4 kB | .png | 74.083 x 50.447 mm - 210 x 143 px - 72 dpi
| 106.6 kB | .jpg | 352.778 x 239.889 mm - 1000 x 680 px - 72 dpi

Switch travel diagram

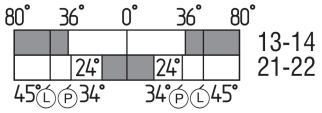

ID: kh336s01
| 21.2 kB | .cdr |
| 2.7 kB | .png | 74.083 x 24.342 mm - 210 x 69 px - 72 dpi
| 83.4 kB | .jpg | 352.778 x 116.064 mm - 1000 x 329 px - 72 dpi

K.A. Schmersal GmbH & Co. KG, Möddinghofe 30, 42279 Wuppertal
The details and data referred to have been carefully checked. Images may diverge from original. Further technical data can be found in the manual. Technical amendments and errors possible.
Generated on: 26/05/2023, 14:19