



PS216-T11-N200

- Lever angle adjustable in 15° steps
- Simple and quick to adjust the control elements by 45°.
- thermoplastic enclosure with foldable latching cover
- Quick connection technology as connection terminals rotated by 45°
- cable entry 1 x M20 x 1,5
- Design to EN 50047
- length adjustable in 2 mm steps
- LED version available

Data

Approvals - Standards

Certificates	cULus CCC
--------------	--------------

General data

Standards	EN IEC 60947-5-1
Housing construction form	Norm construction design
Actuator type to EN 50047	A
Enclosure material	Plastic, glass-fibre-reinforced
Gross weight	133 g

General data - Features

Safety functions	Yes
Number of auxiliary contacts	1
Number of safety contacts	1

Safety classification

Mission time 20 Year(s)

Safety classification - Safety outputs

B_{10D} Normally-closed contact (NC) 20,000,000 Operations

Mechanical data

Actuating element Roller lever N200
Position of the cable gland bottom
Mechanical life, minimum 10,000,000 Operations
Positive break force, minimum 40 N
Actuating speed, minimum 60 mm/min
Actuating speed, maximum 1 m/s
Tightening torque of the fixing screws 1.2 Nm

Mechanical data - Connection technique

Termination Screw terminals M20 x 1.5
Cable section, minimum 0.34 mm²
Cable section, maximum 1.5 mm²
Tightening torque of electrical connection, minimum 0.6 Nm
Tightening torque of electrical connection, maximum 0.8 Nm

Mechanical data - Dimensions

Length of sensor 32.5 mm
Width of sensor 31 mm
Height of sensor 150.5 mm

Ambient conditions

Degree of protection	IP67 IP66
Ambient temperature	-30 ... +80 °C
Protection class	II

Ambient conditions - Insulation values

Rated insulation voltage U_i	250 VAC
Rated impulse withstand voltage U_{imp}	4 kV
Degree of pollution	3

Electrical data

Thermal test current	10 A
Required rated short-circuit current	400 A
Utilisation category AC-15	240 VAC
Utilisation category AC-15	3 A
Utilisation category DC-13	24 VDC
Utilisation category DC-13	3 A
Switching element	1 NO contact, 1 NC contacts
Switching principle	Slow action
Switching frequency	5,000 /h
Material of the contacts, electrical	Silver

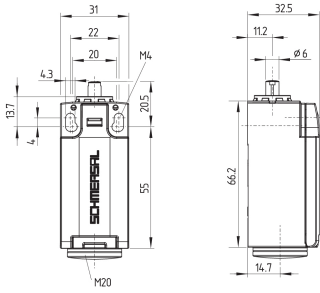
Pictures

Product picture (catalogue individual photo)



ID: kps2nf02
 | 1.2 MB | .jpg | 352.778 x 1026.936 mm - 1000 x 2911 px - 72 dpi
 | 89.2 kB | .png | 74.083 x 215.547 mm - 210 x 611 px - 72 dpi

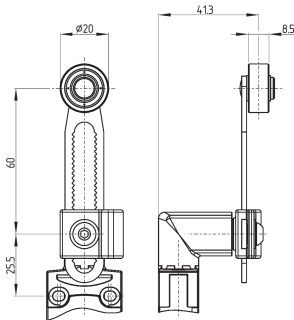
Dimensional drawing basic component



ID: kps2xg12

| 125.8 kB | .jpg | 352.778 x 315.031 mm - 1000 x 893 px - 72 dpi

Dimensional drawing actuator



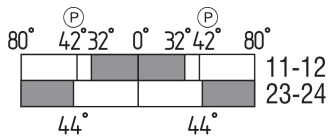
ID: kps11b10

| 445.4 kB | .ai | 141.812 x 138.775 mm - 401 x 393 px - 72 dpi

| 13.7 kB | .png | 74.083 x 72.672 mm - 210 x 206 px - 72 dpi

| 195.0 kB | .jpg | 352.778 x 383.469 mm - 1000 x 1087 px - 72 dpi

Switch travel diagram

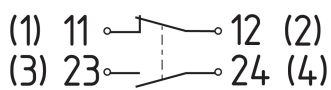


ID: kps11s58

| 2.1 kB | .png | 74.083 x 30.339 mm - 210 x 86 px - 72 dpi

| 69.1 kB | .jpg | 352.778 x 144.639 mm - 1000 x 410 px - 72 dpi

Diagram



ID: kps2xk09

| 57.7 kB | .jpg | 352.778 x 110.067 mm - 1000 x 312 px - 72 dpi

| 2.7 kB | .png | 74.083 x 22.931 mm - 210 x 65 px - 72 dpi

K.A. Schmersal GmbH & Co. KG, Möddinghofe 30, 42279 Wuppertal

The details and data referred to have been carefully checked. Images may diverge from original. Further technical data can be found in the manual. Technical amendments and errors possible.

Generated on: 26/05/2023, 12:29