



BN 32-R

- Non-contact principle
- 1 Reed contacts
- Long life
- Actuating surface and direction of actuation marked by switch symbol
- 85 mm x 26 mm x 24 mm
- Thermoplastic enclosure
- Actuating distance up to 55 mm depending on actuating magnet and version
- Spade connector

Data

General data

Working principle	Magnetic drive
Housing construction form	Block
Enclosure material	Glass-fibre, reinforced thermoplastic
Active area	Plastic
Gross weight	57 g

General data - Features

Latching	Yes
Suitable for elevators	Yes
Number of snap-in contacts	1

Mechanical data

Actuating panels	lateral
Active area	lateral

Actuating element	Magnet
Mechanical life, minimum	1,000,000,000 Operations
Repeat accuracy R	0.3 mm
Actuating speed, maximum	18 m/s

Mechanical data - Switching distances according EN IEC 60947-5-3

Switching distance S_n	5 mm ... 55 mm
	2 x BP 21S = 20 ... 55 mm
	BP 34S = 10 ... 25 mm
	BE 20 = 20 mm
	BP 10N = 10 mm
	BP 10S = 10 mm
	2 x BP 10N = 15 mm
	2 x BP 10S = 15 mm
	BP 15N = 12 mm
	BP 15S = 12 mm
	2 x BP 15/2N = 17 mm
	2 x BP 15/2S = 17mm
	BP 34N = 10 ... 25mm
	BP 20N = 5 ... 20 mm
	BP 20S = 5 ... 20 mm
	BP 31N = 5 ... 20 mm
	BP 31S = 5 ... 20 mm
	BP 11N = 10 mm
	BP 11S = 10 mm
	2 x BP 11N = 20 mm
	2 x BP 11S = 20 mm
	BP 12N = 15 mm
	BP 12S = 15 mm
	2 x BP 12N = 10 ... 25 mm
	2 x BP 12S = 10 ... 25 mm
	BP 21N = 15 ... 40 mm
	BP 21S = 15 ... 40 mm
	2 x BP 21N = 20 ... 55 mm
	BE 20N = 15 mm
	BE 20S = 15 mm

Note (Switching distance S_n) Actuating distance up to 55 mm depending on version and actuating magnet

Mechanical data - Connection technique

Termination	Flat plug-in connector 4.8 mm
-------------	-------------------------------

Mechanical data - Dimensions

Length of sensor	24 mm
Width of sensor	85 mm
Height of sensor	26 mm

Ambient conditions

Degree of protection	IP67
Ambient temperature	-25 ... +90 °C
Resistant to vibration	15 g, on sine wave oscillation

Electrical data

Switching voltage, maximum	250 VAC
Switching current, maximum	3 A
Switching capacity, maximum	120 W
Switching capacity, maximum	120 VA
Switching element	Normally open contact (NO)
Bounce duration, minimum	0.3 ms
Bounce duration, maximum	0.6 ms
Switching frequency	1,080,000 /h

Electrical data - Digital Output

Design of control elements	Reed contacts
----------------------------	---------------

Scope of delivery

Scope of delivery	Actuator must be ordered separately.
-------------------	--------------------------------------

Accessory

Recommendation (actuator) BP 10 S
2x BP 10 S
BP 15 S
BP 34 S
BP 20 S
BP 31 S
BP 11 S
2x BP 11 S
BP 12 S
BP 21 S
2x BP 21 S
BE 20 S
BP 10 N
2x BP 10 N
BP 15 N
2 x BP 15/2 N
2x BP 15/2 S
BP 34 N
BP 20 N
BP 31 N
BP 11 N
2x BP 11 N
BP 12 N
2x BP 12 N
2x BP 12 S
BP 21 N
2x BP 21 N
BE 20 N

Note

Note (General)

The opening and closing functions depend on the direction of actuation, the actuating magnets and the polarity of the actuating magnets.

Pictures

Product picture (catalogue individual photo)

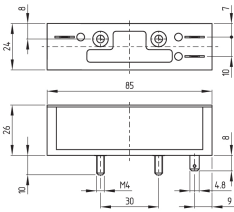


ID: kbn32f02

| 281,3 kB | .jpg | 352.778 x 192.617 mm - 1000 x 546 px - 72 dpi

| 20,4 kB | .png | 74.083 x 40.569 mm - 210 x 115 px - 72 dpi

Dimensional drawing basic component



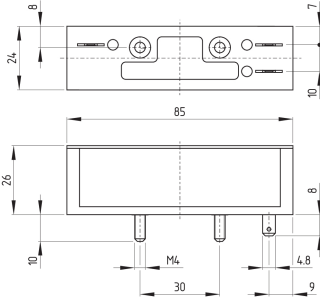
ID: 1bn32g03

| 28,6 kB | .cdr |

| 3,4 kB | .png | 74.083 x 51.153 mm - 210 x 145 px - 72 dpi

| 85,4 kB | .jpg | 352.778 x 243.769 mm - 1000 x 691 px - 72 dpi

Dimensional drawing basic component



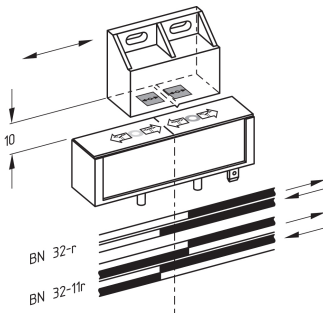
ID: kbn32g03

| 27,7 kB | .cdr |

| 4,0 kB | .png | 74.083 x 68.439 mm - 210 x 194 px - 72 dpi

| 116,9 kB | .jpg | 352.778 x 325.967 mm - 1000 x 924 px - 72 dpi

Diagram



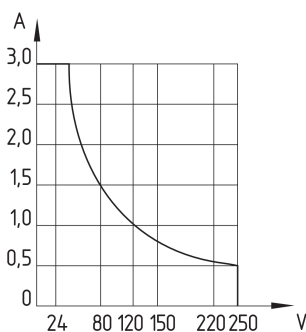
ID: 1bn32k02

| 32,7 kB | .cdr |

| 197,8 kB | .jpg | 352.778 x 336.55 mm - 1000 x 954 px - 72 dpi

| 19,3 kB | .png | 74.083 x 70.556 mm - 210 x 200 px - 72 dpi

Characteristic curve



ID: kbn32d01

| 110,5 kB | .jpg | 352.425 x 371.828 mm - 999 x 1054 px - 72 dpi

Schmersal Nordiska AB, F O Petersons gata 28, S-421 31 Västra Frölunda

The details and data referred to have been carefully checked. Images may diverge from original. Further technical data can be found in the manual. Technical amendments and errors possible.

Generated on: 26/05/2023, 12:53