

SMR 3212 TB J**Thru Beam**

Photoelectric Sensors

Compatible Transmitter:

SMT 3012C TB J



Product Data	
Function	Receiver
Operation Mode	Thru Beam
Supply Voltage	10 - 30 V dc
Connection	4 pin, M12 plug
Sensing Range	12 m
Output	PNP
Output Status	N.C.
Housing Material	Nickel Plated Brass
Housing	M12 x 1

Technical Data	
Supply Voltage	10 - 30 V dc
Voltage Ripple	15 %
Reverse Polarity Protected	Yes
Short Circuit Protected	Yes
Current Consumption	Max. 8 mA
Max. Output Load	100 mA
Max. Residual Voltage	2,5 V
Max. Operation Frequency	> 90 Hz
Response Time t_{on} / t_{off}	< 4 ms / < 6 ms
Output Indicator	Yellow LED
Hysteresis	Approx. 25 %
Opening Angle	+/- 3°
Housing Material, Front Lens	Polycarbonate
Housing Material, Sensor Housing	Nickel Plated Brass
Cable	3 x 0,14 mm ²
Cable Sleeve	PVC Ø 3,4 mm

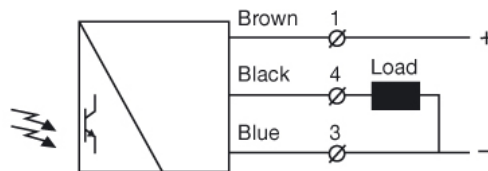
Environmental Data

Vibration	10 - 55 Hz, 0,5 mm
Shock	30 g
Operation Temperature	-20 to +50 °C
Storage Temperature	-40 to +80 °C
Sealing Class	IP 67
Light Immunity 5*	12 000 lux

Approvals



Wiring Diagram



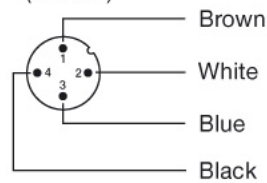
Connections

4 pin, M12

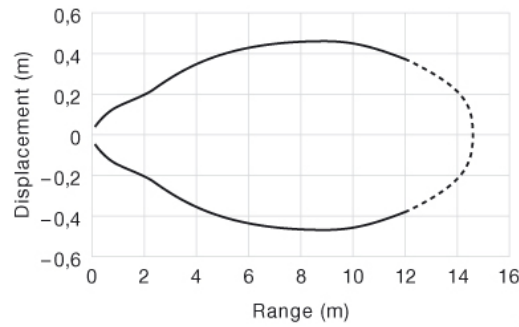
Sensor Plug (Male)



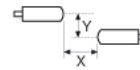
Cable Plug (Female)



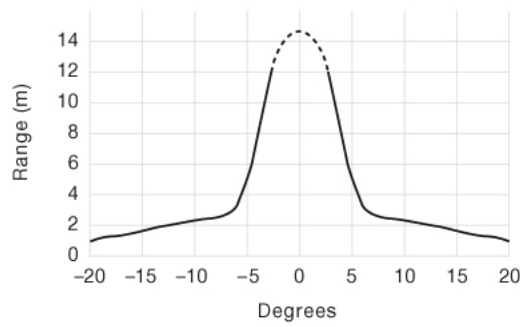
Parallel Displacement



SMT 3012 and SMR 3x12



Angular Displacement



SMR 3x12



Dimensions

