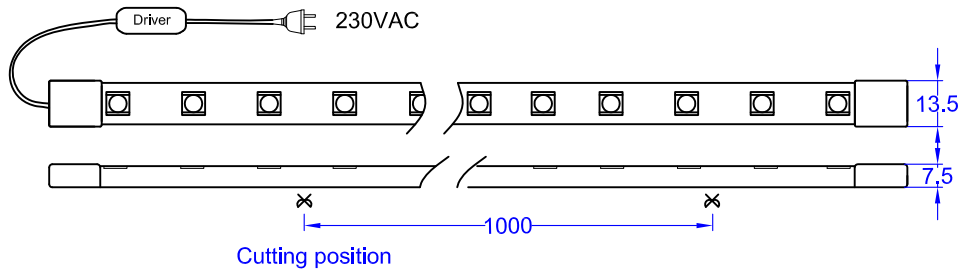


## DATA SHEET LED FLEX

Dimension:

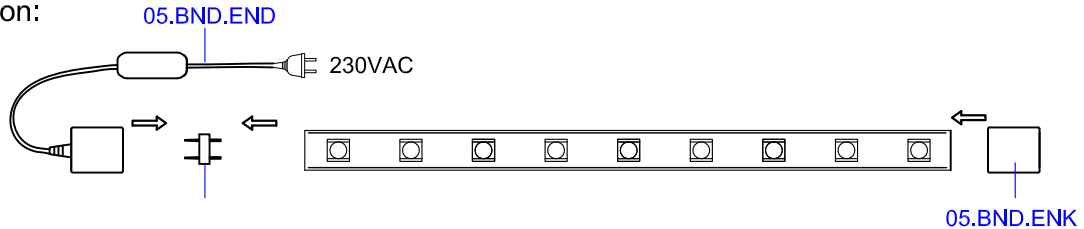



Model No.	Lumens/m	Power/m	Diodes/m	Section Cut	Shaft Length	IP Rating	Package
05.BND.230VAC	800	14.4W	60x	1.0 m	50m	IP65	100m packed in plastic roll OR customized length

### Installation


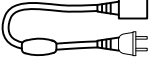


- Step 1: Cut the band in the indicated position according the length needed.  
Make a workable unit according the following connection instruction.
- Step 2: Put the band into position, use the rawl plug & cable tie provided to fix it.

Connection:

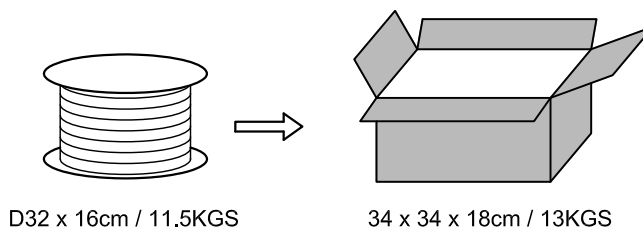


**IP65**  The end caps and LED FLEX need to be covered in heat shrink tubing to achieve an IP65 rating.

Accessories:

05.BND.2PN		Connecting pin	05.BND.END.1M 05.BND.END.10M		End cable
05.BND.ENK		End cap	05.BND.PLG		Fixing Rawl plug & cable tie

Packaging:



D32 x 16cm / 11.5KGS

34 x 34 x 18cm / 13KGS